

# Company profile

**sis** creations **sis** interiors **sis** workspace **sis** construct

working in synergy

# Contents...

Working in synergy

Company structure

Health & safety

Sustainability


SIS Creations

SIS Interiors

SIS Workspace

SIS Construct

Contact




# Working in synergy...

From its beginnings in 1985, Sheffield Integrated Systems Ltd has evolved into the SIS Group, creating specialist business units to offer the key components for creating workplace solutions.


## Our core skills are:

- Commercial interior fit-out
- Commercial refurbishment
- Bespoke joinery manufacturing
- Workplace furniture solutions
- Workplace design and consultancy
- Facility management services
- Furniture management services



### SIS Creations

SIS Creations specialise in bespoke joinery manufacturing and design with a proven track record of delivering quality joinery solutions for the commercial and luxury domestic markets.



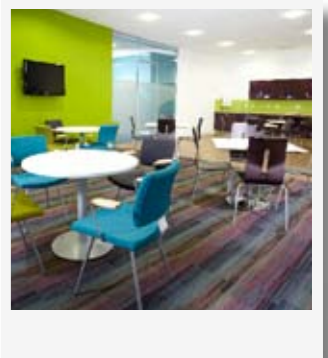
### SIS Interiors

SIS Interiors specialises in commercial interior fit-out and refurbishment within both the public and private sectors, in leisure, education, workplace and heavy industry.



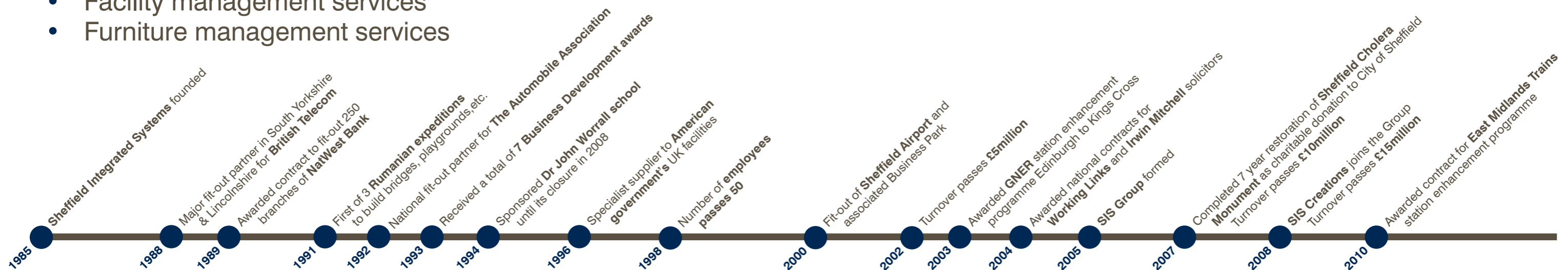
### SIS Workspace

SIS Workspace is a market leader in the area of workplace furniture solutions; we have the necessary skills, vast experience, resources and a range of integrated services to plan, deliver and manage your workplace furniture needs.



### SIS Construct

SIS Construct is the interior design brand of the SIS Group, creating unique commercial interiors which reflect the ethos of our clients' businesses.





# Company structure



# Health & safety...

The SIS Group structure is geared around a pro-active approach to health & safety involving all members of the company, subcontractors and suppliers.

# ...Sustainability



### Training for safety

Developing our employees' skills to ensure they conform to current health & safety standards is paramount. Where additional skills have to be brought into a project their health & safety systems are assessed.

### Our goal

We strive to work in an incident-free environment to enable us to protect our employees, guests, clients and members of the general public who could be affected by our work.

### Accreditation

SIS Interiors are registered members of CHAS (The Contractors Health & Safety Assessment Scheme). Both SIS Workspace and SIS Construct are registered members of Safe Contractor. SIS Workspace holds ISO9001.

### Products

Our immediate and longer-term emphasis is on designing and delivering solutions to our clients, selecting products that are environmentally sensitive and have been produced with minimal environmental impact.

### Projects

We realise that our activities may impact on the environment and with this in mind the effects of those activities will be considered project by project in the design, planning and programming of the project, so that any adverse effects may be identified, evaluated and actioned accordingly.

### Suppliers

SIS Group are committed to working closely with our manufacturing partners to reduce our collective impact on the environment. Our supplier selection process is rigorous; suppliers are carefully managed by our internal supplier development team.



ISO 9001:2008  
FS 339105



a Komfort  
Registered  
Contractor



A Member of  
**Sheffield Chamber**  
of Commerce and Industry

We believe in the necessity to maintain a healthy and safe environment. To achieve this aim we will implement the company policy on environment protection and the responsibilities and procedures which accompany it.




# SIS Creations

SIS Creations specialise in bespoke joinery manufacturing and design with a proven track record of delivering quality specialist commissions for the commercial and luxury domestic markets.

Our manufacturing base is in the heart of the UK, enabling us to service clients nationwide, with a joinery team of 20 skilled bench and on-site carpenters who work closely with our design team.

We believe this close internal collaboration enables us to deliver a high quality product to our clients. Similarly, when we are involved in on-site installations, we consider continuity to be key; therefore the team who were involved in the manufacturing of the product will work on-site to carry out the final installation.



## Making design become reality

Drawing upon our in-house skills, experience and knowledge, our design team work closely with our clients to develop their original concept into reality, offering practical advice and material selection enabling us to exceed their expectations.

Given our wealth of bespoke joinery experience, we often work hand-in-hand with architects and design houses to create prestigious products for key clients.

## Bespoke commercial joinery

We believe the appearance of an office is the window to a company's soul and therefore that the key elements of furniture cannot be bought out of a box, but should reflect the company's characteristics.

SIS Creations has a reputation for creating high quality reception counters, boardroom tables and associated furniture, breakout unity, storewall and bespoke desking to reflect our clients' aspirations.

## Retail environments

Retail spaces are more than just spaces where your customers buy products, they are a reflection of your brand identity. We work closely with our clients to offer a complete bespoke shop fit-out solution from designing the environment through fitting out the space and installing the associated point-of-sale display, counters and shelving.

Alongside our turnkey solution we also create either single or multiple bespoke items to either match into your existing point-of-sale displays or enhance your current space.

## Special commissions

We combined the architecture and space with our in-house design skills to create functional and stunning joinery solutions that truly reflect our client's brief. Our special commissions cater for the luxury domestic market and cover a wide range of solutions including kitchens, bedroom furniture, occasional furniture, doors, windows, staircases, libraries and study furniture.

# SIS Interiors

SIS Interiors specialises in commercial interior fit-out, refurbishment and dilapidation projects for both public and private sector clients. Alongside this we offer a comprehensive building maintenance program to ensure our clients maximise the return on their property investment.

Drawing upon our vast in-house skills, we work closely with our clients offering practical advice to develop and deliver an interior that meets their needs and conforms to current building standards and regulations. We believe that our shared knowledge approach is the key to successfully guiding our clients through the process of either improving their current environment or taking on new premises.

Offering a complete turnkey solution, we manage all aspects of the project to ensure we meet the key time-frames set out by our clients.


Our core services and skills include: partition walls, bespoke site joinery, ceilings, mechanical and electrical works, flooring, decoration, kitchens and toilet refurbishments.



## Office and commercial

We offer a complete commercial fit-out portfolio covering all aspects of the interior project. Whether that be a full office fit-out, a refurbishment or the dilapidation of a redundant space, we offer a full turnkey solution. Both our Project Management team and on-site team have considerable experience of developing projects of varying size and complexity.


When carrying out refurbishments to existing offices we understand our clients need to maintain business continuity. Therefore, our in-house Projects Team will work closely with you to minimise the impact of our works whilst still meeting key program deadlines.



## Education


Our excellent reputation in this field has been gained by developing our experience of turnkey commercial projects to meet the particular needs of the education sector. We have been involved in a range of projects including both the fit-out of new buildings and the refurbishment of existing property.

We have covered all aspects of interior fit-out in classrooms, student washrooms, libraries and staff accommodation. These projects may require work to take place during term-time, a situation which we approach sensitively, working around student timetables and staff. All our site staff and Project Management team are CRB cleared and work closely with the school to minimise disruption.



## Leisure and event

We offer a diverse portfolio of products and services within live environments which we believe enables us to facilitate the needs of our clients whether that is to maintain or refurbish their existing public or staff facilities. Working closely with our clients we have been involved in refurbishment programs to enhance the facilities at a number of sites, which have included point-of-sale counters, public changing facilities, general improvement works, staff changing facilities and the refurbishment of a series of golf course club houses.



## Rail

Working closely with the rail operators we have successfully implemented a station improvement program covering railway stations from Edinburgh to London. The comprehensive program included the design & build and commissioning of public waiting rooms, first class waiting rooms, platform concessions, travel centres and staff accommodation.

Our journey with the rail industry began in 2003 with GNER and has continued with National Express, East Coast Trains and East Midlands Trains, enabling them to meet their franchise commitments and rebranding requirements.



# SIS Workspace

SIS Workspace is a market leader in the area of workplace furniture solutions; we have the necessary skills, vast experience, resources and a range of integrated services to plan, deliver and manage your workplace furniture needs.


Working closely with our strategic partners, we are able to put forward an extremely strong case to be the provider for a majority of workplace furniture requirements including: major capital projects, national framework contract or day-to-day business for major private and public sector organisations throughout the UK.

We offer a range of integrated services beyond the supply of workplace furniture including: workplace analysis, spatial planning, interior design, delivery & installation, churn management, furniture refurbishment & re-upholstery, managed storage, furniture disposal and end-of-life recycling.



## Workplace Consultancy


Our aim is simple - to design and deliver tailored workplace furniture solutions creating both inspiring and innovative work environments, improving working practices, ensuring the relationship between an organisation's two largest cost bases and biggest assets, people and property is maximised.



## Interior design & space planning


We understand that office design impacts on business performance creating added value for the business by improving the effectiveness of its people and by broadcasting positive messages about its values.

Intelligent spatial planning, together with flexible workplace furniture, can help your organisation improve space utilisation, thereby reducing occupancy costs.



## Furniture Management Services

We offer a fully integrated range of furniture related services including space planning, furniture re-configuration, a comprehensive installation & churn service, environmentally friendly end-of-life furniture disposal, furniture re-sizing, re-upholstery and furniture refurbishment, planned furniture maintenance and managed storage.



## End-of-life furniture recycling



We operate a recycling and end-of-life disposal service for all types of office furniture including chairs, desks, worktops, system-based componentry, pedestals, storage, screens, panels, metal furniture etc. This is an alternative to landfill that is a totally environmentally friendly process and in many cases a more cost effective solution.

# SIS Construct

SIS Construct is the interior design brand of the SIS Group specialising in creating unique commercial interiors which reflect the ethos of our client's business.

We believe that the workplace should be a stimulating space which enables our clients to achieve the maximum return on their biggest asset: their people. Research has shown a positive correlation between an inspiring work environment and staff performance. Drawing upon our in-house design resource, we produce an interior scheme that will transform your working environment.

Clients often perceive that managing their own project will be more cost-effective, however, some struggle to juggle all the elements of an installation leading to increased cost and increased time on site. SIS Construct's project management team are experienced at managing a project for its entire lifespan enabling our clients to control costs and timescales.



## Our Approach

We feel it is important to develop a strong working relationship with our clients in order to fully understand your business needs. Having developed a brief which encompasses your core requirements, we work closely with you through the design and development stage, on-site installation and right through to the final completion of the project.

## Defining and designing

We take an office space and define the core interior design schemes which will truly reflect the brand and personality of our client's business. We focus on selecting textures and colours that both complement the brand and enhance the environment.

## Visualising the options

We believe that in order to maximise the impact of any change within the workplace environment it is essential to get all our client's staff to buy into the new concept. To facilitate this we create 3D visuals of the proposed design, illustrating the space and colour scheme, which we present alongside finishes and texture boards, enabling everyone to completely understand the proposal.

## Managing the process

SIS Construct specialise in the project management of interior fit-out ensuring that delays and disruptions on site are kept to a minimum and that the project is delivered to our client on time and within budget. Following any installation our project management team will be on hand to manage the post-installation process.



For further  
information,  
please contact:

SIS Group  
Europa House  
Sheffield Business Park  
Europa Link  
Sheffield S9 1XU

T: 0114 244 7070  
F: 0114 242 5501



Click:

[reception@sisltd-group.co.uk](mailto:reception@sisltd-group.co.uk)  
[www.sisltd-group.co.uk](http://www.sisltd-group.co.uk)

**SIS Group**

Europa House

Sheffield Business Park

Europa Link

Sheffield S9 1XU

T: 0114 244 7070

F: 0114 242 5501

E: [reception@sisltd-group.co.uk](mailto:reception@sisltd-group.co.uk)

W: [www.sisltd-group.co.uk](http://www.sisltd-group.co.uk)

**sis** creations **sis** interiors **sis** workspace **sis** construct